

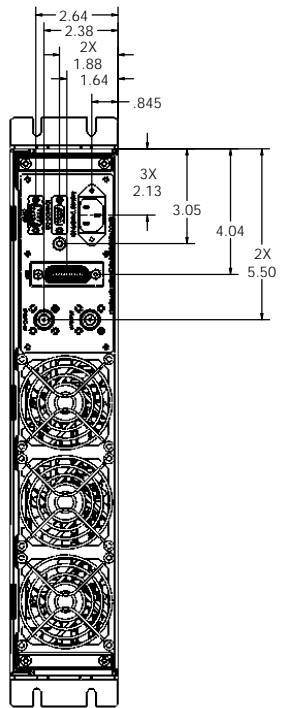
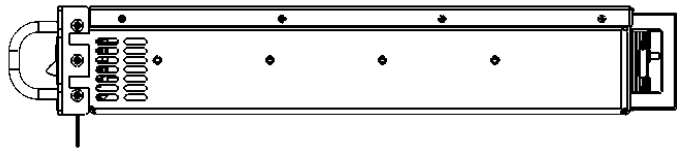
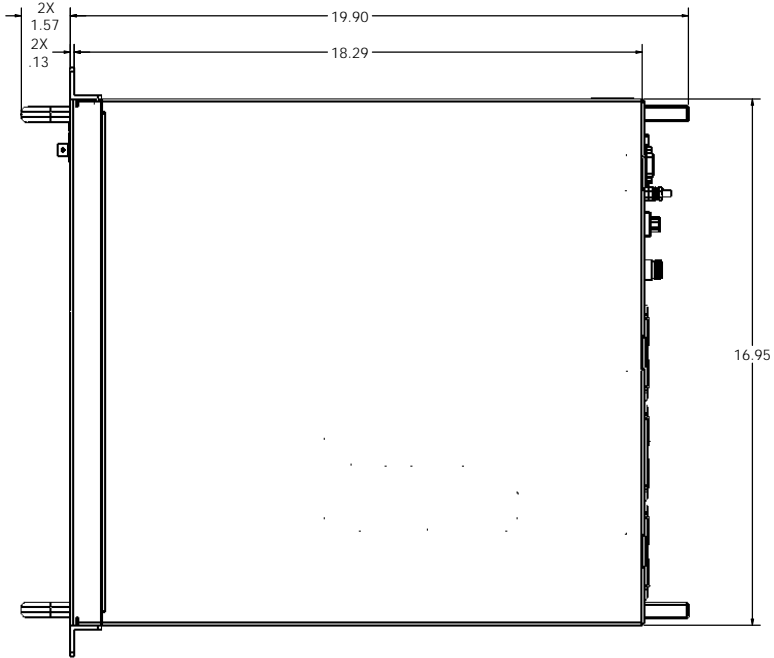
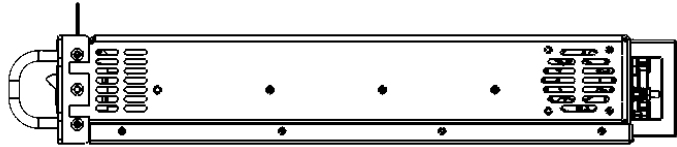
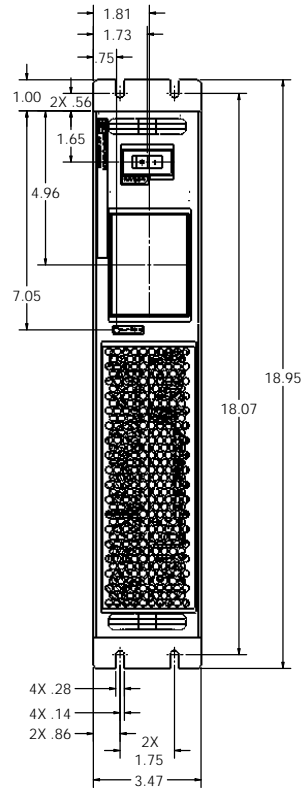
PROPRIETARY AND CONFIDENTIAL  
 THIS DOCUMENT CONTAINS DATA WHICH IS PROPRIETARY OR CONFIDENTIAL TO "EMPOWER RP". THE DATA CONTAINED HEREIN SHALL NOT BE USED, DUPLICATED OR ALTERED WITHOUT THE EXPRESSED WRITTEN CONSENT OF "EMPOWER RP". ALL RIGHTS ARE RESERVED.

D

C

B

A



D

C

B

A

4

3

2

1

DRAWN	SHONMA	SYSTEM OUTLINE			
CHECKED		SIZE	PAGE CODE	DWG. NO.	REV
ENG APPR		D	INDEX	SYSTEM OPTION 06	A
ENG APPR		SCALE: 1:2	WEIGHT		SHEET: 3 OF 6